



# BROWNFIELD REDEVELOPMENT PROCESS

# 1

## Environmental Due Diligence (Phase I ESA)

Review current and historic ownership and uses of the property, and perform a visual inspection, to identify any potential environmental concerns.




a. No Evidence of Possible Contamination  
↓  
Proceed to **Site Reuse**

b. Evidence of Possible Contamination  
↓  
Proceed to Step 2: **Site Assessment**

# 3

## Site Investigation

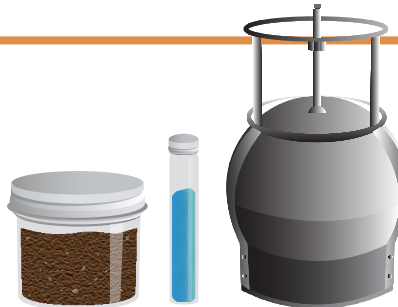


If necessary, delineate full nature and extent of contamination by filling in data gaps from Phase II ESA work.

# 2

## Site Assessment (Phase II ESA)

Collect and analyze samples of environmental media (e.g. soil, water, and air) to determine if contamination is present and, if so, to what extent.




a. No Contamination Found  
↓  
Proceed to **Site Reuse**

b. Contamination Found  
→  
Proceed to Step 3: **Site Investigation**

# 4

## Remediation

Address site contamination to mitigate risk of exposure that may impact human health or the environment. The cleanup level can be dependent on planned reuse.



*When contamination is identified at brownfield sites, property owners often participate in the West Virginia Voluntary Remediation Program to obtain liability protection upon completion. Contact WVDEP for additional information.*

# 5

## Site Reuse

Redevelop the site into a new use with respect to any activity and use limitations placed on the site.



### BROWNFIELD REDEVELOPMENT RESOURCES:

West Virginia Department of Environmental Protection

<http://www.dep.wv.gov/dlr/oer>

West Virginia Brownfields Assistance Center:

<http://wvbrownfields.org/>

U.S. Environmental Protection Agency:

<http://www.epa.gov/brownfields>

Council of Development Finance Agencies:

<http://www.cdfa.net/cdfa/cdfaweb.nsf/pages/brownfields-home.html>



Office of Environmental Remediation  
WV Department of Environmental Protection  
601 57th Street SE, Charleston, WV 25304  
304-926-0499